

**The first, fully automated haemostasis analyzer for measuring classical haemostasis parameters, thrombin generation, Factor XIII activity and ADAMTS13 activity, at the same time on one instrument.**

15 years ago, Technoclone launched the first ADAMTS13 test kit. With adding the Quenching module to our Ceveron® instrument platform, Technoclone's innovation now advances to run fully automated ADAMTS13 activity as simple as a PT, on the new Ceveron® s100.

Without switching the instrument, or the patient sample, you can receive an ADAMTS13 activity result in less than 30 minutes.

With no more space needed than our first generation Ceveron® alpha, we have refined our Ceveron® 100 series platform into the perfect solution for your haemostasis speciality testing, without losing focus on routine assays.

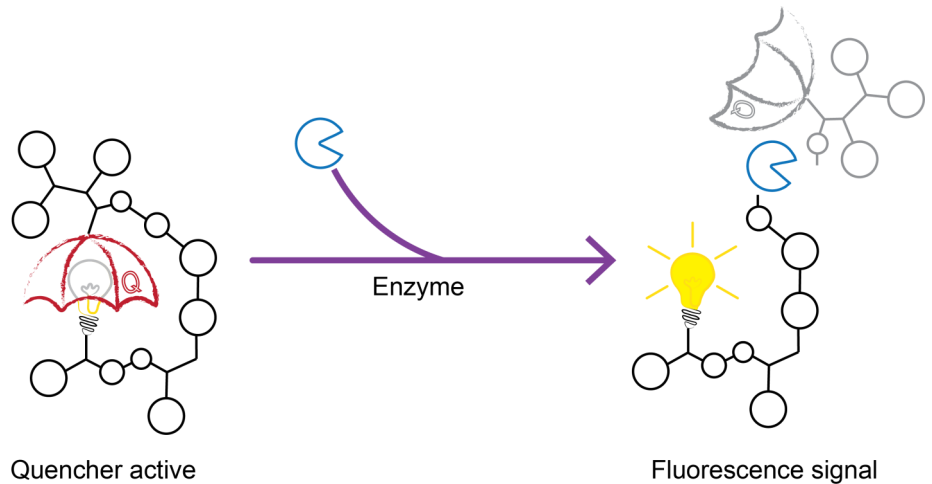


**ADAMTS13**  
**FXIII activity**  
**Thrombin Generation**  
chromogenic assays  
turbidimetric assays  
clotting assays

# Quenching Module

**Quenching technology** is based on high sensitive fluorescence measurement.

Different ways of quenching methods, like dynamic quenching such as Förster resonance energy transfer (FRET), or static quenching which can be used.



## Currently available parameters using the Quenching module:

- In the **TECHNOFLUOR Factor XIII Activity** test the quenching method employs a molecule that is bound to a peptide which is cleaved by FXIIIa. Subsequently, the fluorescence of this quenching molecule increases and can be monitored by the Ceveron® s100 Quenching module.
- The **TECHNOFLUOR ADAMTS13 Activity** test uses FRET technology. Due to the quenching reaction the donor fluorophore is activated, and transfers its energy to the quenching molecule which is emitting light. The measured fluorescence signal is proportional to the amount of VWF cleaved by ADAMTS13.

## Time and cost saving

- Available 24/7 with benefits for patients, saving valuable plasma and financial resources

## Easy

- Running a factor XIII activity or ADAMTS13 activity sample is as easy, as running a routine coagulation sample

## Fast

- Fully automated ADAMTS13 activity result in less than 30 minutes.
- Quenching module using parameters can be run in parallel to all other parameters including TGA.
- STAT samples processing is also available using the Quenching module
- Lot stable calibration curve with a high linearity

Product	Description	REF	Package
Ceveron® s100	Fully automated coagulation analyzer for <b>clotting, chromogenic, turbidimetric</b> assays, <b>TGA</b> and <b>quenching</b> assays.	9822210	1 pc.



NEW !



technoclone  
TTC

## CEVERON<sup>®</sup> 100 series

First fully automated coagulation analyzer series for clotting, chromogenic, turbidimetric assays, thrombin generation and quenching technology (FXIII & ADAMTS13 activity)

*An explosion of possibilities !*

# The evolution of fully automated testing continues

**The first fully automated instrument series where you can combine classic haemostasis diagnostics with Thrombin Generation, Factor XIII activity\* and ADAMTS13 activity\***

Simultaneous measurement of five technologies.

Up to five technologies clotting, chromogenic, turbidimetric, thrombin generation and quenching can be run at the same time.

	Clotting	Chromogenic	Turbidimetric	Thrombin Generation	FXIII activity*	ADAMTS13 activity*
ceveron <sup>®</sup> c 1 0 0	✓	✓	✓			
ceveron <sup>®</sup> t 1 0 0	✓	✓	✓	✓		
ceveron <sup>®</sup> s 1 0 0	✓	✓	✓	✓	✓	✓



ADAMTS13  
FXIII activity  
Thrombin Generation  
chromogenic assays  
turbidimetric assays  
clotting assays

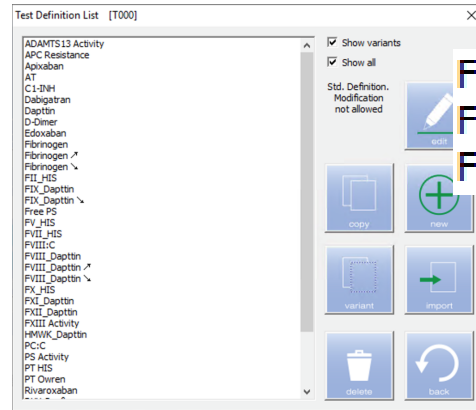
\*Quenching Module

## High precision and flexibility

Rerun and reflex testing in combination with very low cv in routine and speciality testing, guarantee secure results for perfect diagnostics.

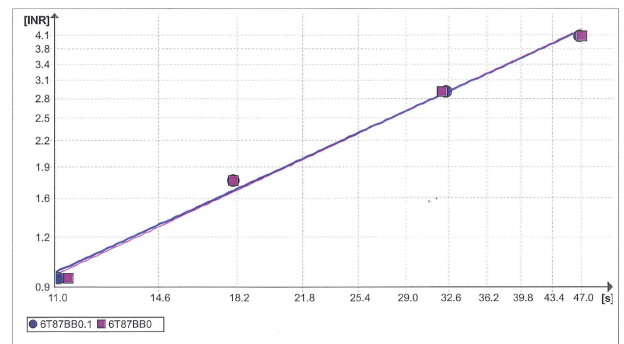
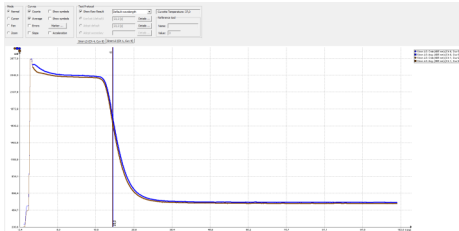
Having a minimal patient and reagent dead volume, adult's and children's samples can be run without any differentiation.

Due to the workflow of Ceveron® 100 series an exact incubation time on each measurement is guaranteed.



## Comparison of reaction curves (samples, QC and calibration curves)

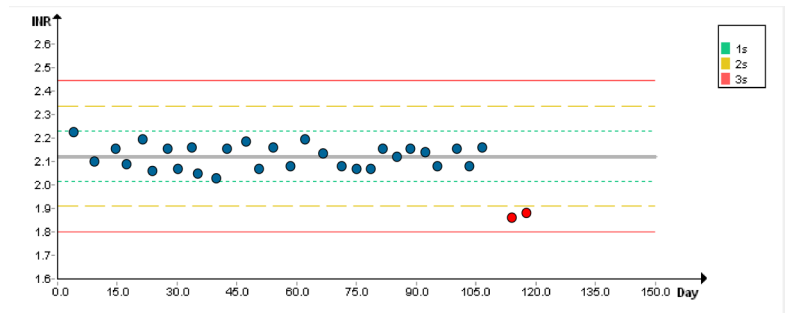
Easy access to all raw data, help comparing patient results, QC results and calibration curves.



## Complete QC monitoring

- Westgard Rules
- Laboratory specific confidence range
- 3s range
- Lifetime of validation adjustable

Using values made available by Technoclone, via batch tables, local established results or pre-period results of new QC lots.



## Fast, accurate and minimized maintenance time

With a throughput of 75 PT/hour, a TGA result below 20 minutes and an ADAMTS13 activity result within 25 minutes, Ceveron® 100 series instruments are the perfect solution for fast and precise diagnostic of patients.

Ceveron® 100 series is ready to use within 5 minutes after switching on the instrument.

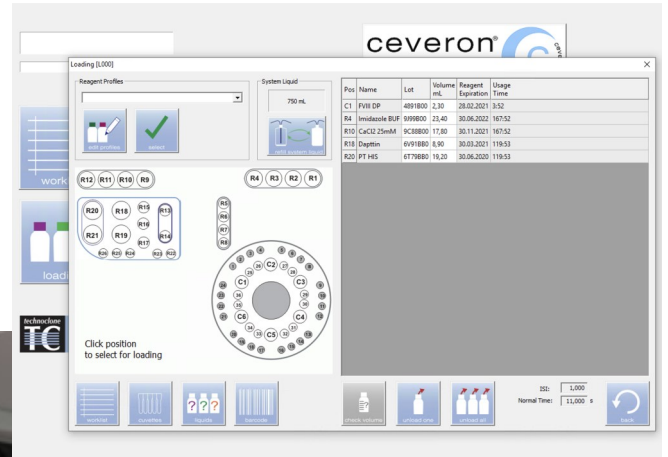
No daily maintenance needed. Just 15 minutes once per week.

## High traceability

Sample and reagent handling is fully traceable. With no difference in barcoded, or non barcoded sample and reagent handling.

All used reagent lots, for each measurement can be sent to LIS.

Actual temperatures during the pipetting, incubation and reaction of each sample are shown, and stored on Ceveron® 100 series systems.



## System and result security

Three security levels ensure, that just qualified users can run samples, perform calibrations or change settings.



On each security level, additional administrator rights can be set.

Due to the unlimited sample result storage, no QC or patient result can be lost due to limited storage capacity.

All results are stored on the Ceveron®, until they are deleted manually.

Automatic or manual backup including raw data and system status.

The integrated logbook tracks all actions, created by the instrument, a user or the service technician.



## Host connection

All Ceveron® 100 series instruments are equipped with Windows 10 and use ASTM 1394 bidirectional host connection.

Obviously the Ceveron® instruments can also operate in offline mode, as easy as connected to a LIS.
















# New intuitive icon based software

No matter which Ceveron® 100 series instrument, they are using the same intuitive icon based, touch screen optimized software.


Operating the Ceveron® 100 series instruments is even more simplified.



With our colour coded Ceveron symbol, the actual system status can be spotted at the first glimpse.




With just one click you can place samples, mark them as  Then  the reagents or just  their actual status. After  your cuvettes, just  your sample testing. Meanwhile you can check your  results or  your last calibration curves. After receiving the test results you can compare your, ,  the results manually or automatically to your LIS, or  them. If you have new lots of QC material, you can use the  or enter the target values manually. When performing a new calibration, after  you are  to run your samples. If you have written your own tests, you can easily them  to a second or third  instrument.

All patient, control and calibration results will be stored on the Ceveron until you  and  them.

All steps are as easy as above, for Quenching and  parameters.

Occasionally you have to  your system solution. Once a week you have to perform some  which claims 15 minutes of your valuable time.

Although we really appreciate all our Ceveron users, you will have a  visit just once per year.

Needless to say, we can also keep in  using  connection, if you need further

assistance, working with your new  instruments.



# CEVERON<sup>®</sup> 100 series SPECIFICATIONS

Test Menu	Clotting, chromogenic, turbidimetric assays TGA Module*, Quenching Module*
Optics	4 channels with 4 wavelengths each wavelengths: 405, 540, 630, 740 nm 4 channels TGA Module* 4 channels Quenching Module*
Samples on board	36 (24 primary tubes +12 for sample cups)
Reagents on board	32 14 (12-18 °C), 10 (RT) 8 buffers and diluents
Cuvettes on board	84
Tests per sample	36
Sample volume	5 - 400 µL
Reagent volume	5 - 400 µL
Throughput	75 PT/h
STAT	Yes, up to 8 samples
Quality control	Integrated, user defined QC limits,
Patient data storage	unlimited
Operating system	Windows <sup>®</sup> 10
Dimensions (analyzer)	750 mm x 675 mm x 420 mm (w x d x h)
Weight	40 kg

Sample barcode reader	✓
Reagent barcode reader	✓
Sample and reagent level sensor	✓
Continuous operation	✓
Sample predilution	✓
Calibration curve predilution	✓
Reaction curve availability	✓
Security system	✓
Primary and secondary vials	✓
Bi-directional interface	✓
Host query function	✓
Events log system	✓
Rerun and reflex testing	✓
User defined tests	✓

\* depending on instrument

Product	Description	REF	Package
<b>Ceveron<sup>®</sup> c100</b>	Fully automated coagulation analyzer for <b>clotting, chromogenic</b> and <b>turbidimetric assays</b>	9822010	1 pc.
<b>Ceveron<sup>®</sup> t100</b>	Fully automated coagulation analyzer for <b>clotting, chromogenic, turbidimetric and fluorogenic</b> assays (TGA Module)	9822110	1 pc.
<b>Ceveron<sup>®</sup> s100</b>	Fully automated coagulation analyzer for <b>clotting, chromogenic, turbidimetric fluorogenic</b> and <b>quenching</b> assays (TGA Module and Quenching Module)	9822210	1 pc.

CEV006E.001 06/2019

## Technoclone Herstellung von Diagnostika und Arzneimitteln GmbH

Brunner Str. 67 1230 Vienna Austria  
Phone: +43 1 86373-0 Fax: +43 1 86373-44  
products@technoclone.com www.technoclone.com



*Your partner in Coagulation!*